

# KOMATSU

## WA800-8

*EU Stage V Engine*

**WHEEL LOADER**

**PRELIMINARY**



# WA800

**ENGINE POWER**

638 kW / 856 HP @ 2.025 rpm

**OPERATING WEIGHT**

115.530 kg

**BUCKET CAPACITY**

11,5 m<sup>3</sup>

# Walk-Around

## 20.700 KG RATED PAYLOAD.

### *Powerful and Environmentally Friendly*

- NEW** • EU Stage V engine
- NEW** • Large-capacity torque converter
- NEW** • Komatsu SmartLoader Logic
- NEW** • Variable traction control
- NEW** • Engine RPM set system with auto deceleration
- NEW** • Adjustable idle shutdown

### *First-Class Comfort*

- NEW** • Newly designed cab
- NEW** • New, air-suspended operator seat with integrated EPC and Advanced Joystick Steering System lever consoles
- NEW** • Large multifunctional monitor
- NEW** • Improved, ergonomic control elements

### *KOMTRAX PLUS*

- Increased operational data and fuel savings



WA800-8

***Productive and safe***

- NEW** • High efficiency bucket
- NEW** • Auto digging function
- NEW** • Semi-auto dump truck approach system
- NEW** • Semi-auto dump system
- NEW** • Auto kick-down
- NEW** • PLM meter

***Safety Features***


- NEW** • KomVision surround view system
- NEW** • Emergency engine stop switches
- NEW** • Machine lock-out switch for hydraulics, battery and starter
- NEW** • Starter receptacle
- NEW** • Full LED lighting for improved visibility

***Reliability & Maintenance Features***

- NEW** • High-rigidity frames and loader linkage
- NEW** • Swing-out cooling fan and wide core radiator
- NEW** • Modular radiator core
- NEW** • Service center



*The Komatsu EU Stage V engine is productive, dependable and fuel efficient.*




*Soil slips easily from the redesigned bucket, and digging is more efficient. Operations are easier and productivity improved, especially in combination with the new auto dig system.*



*Completely redesigned cab and new, air-suspended operator seat with integrated EPC and Advanced Joystick Steering System lever consoles*



*Power ladder (optional) provides safer access and egress.*



A maintenance program for Komatsu customers

## ENGINE

Model	Komatsu SAA12V140E-7
Type	Common rail direct injection, water-cooled, emissionised, turbocharged, after-cooled diesel
Engine power	
at rated engine speed	2.025 rpm
ISO 14396	638 kW / 856 HP
No. of cylinders	12
Bore × stroke	140 × 165 mm
Displacement	30,48 l

## ENVIRONMENT

Engine emissions	Fully complies with EU Stage V exhaust emission regulations
------------------	---

## HYDRAULIC SYSTEM

Type	Komatsu CLSS (Closed Centre Load Sensing System)
Hydraulic pump	Variable piston pump
Working pressure	320 kgf/cm <sup>2</sup>
Maximum pump flow	4 × 230 l/min
No. of hydraulic/bucket cylinders	2/1

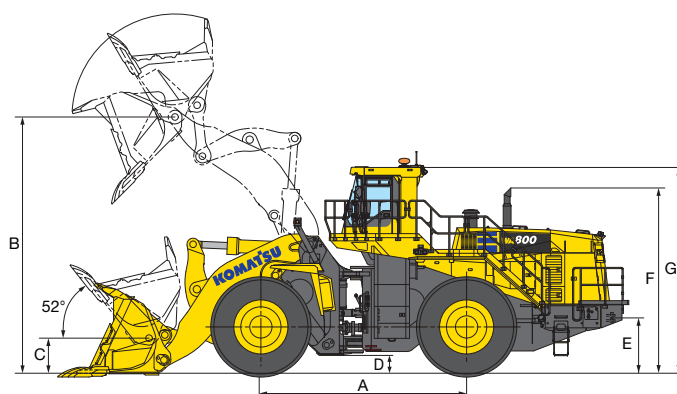
## TRANSMISSION

Type	Full-powershift, planetary type
Torque converter	3-element, 1-stage, 1-phase

## MEASUREMENTS AND WORKING SPECIFICATIONS

			High-lift
	Tread	3.350 mm	TBC
	Width over tyres	4.585 mm	4.585 mm
A	Wheel base	5.600 mm	5.600 mm
B	Hinge pin height	6.975 mm	TBC
C	Hinge pin height, carry position	955 mm	TBC
D	Ground clearance	485 mm	485 mm
E	Hitch height	1.510 mm	1.510 mm
F	Overall height, top of the stack	5.040 mm	5.040 mm
G	Overall height, ROPS cab	5.600 mm	5.600 mm

Dimensions with 45/65 R45 (L-5) tyres



		Excavating bucket Spade nose teeth and segments <sup>1)</sup>	High-lift Excavating bucket Spade nose teeth and segments
Bucket capacity	heaped	11,5 m <sup>3</sup>	TBC
	struck	9,9 m <sup>3</sup>	TBC
Bucket width		4.935 mm	TBC
Bucket weight		12.215 kg	TBC
Dumping clearance, max. height and 45° dump angle <sup>2)</sup>		4.715 mm	TBC
Reach at max. height and 45° dump angle <sup>2)</sup>		2.580 mm	TBC
Reach at 2.130 mm clearance and 45° dump angle <sup>2)</sup>		3.885 mm	TBC
Reach with arm horizontal and bucket level <sup>2)</sup>		5.095 mm	TBC
Operating height (fully raised)		9.495 mm	TBC
Overall length		15.205 mm	TBC
Loader clearance circle diameter (bucket at carry, outside corner of bucket)		23.220 mm	TBC
Digging depth <sup>3)</sup>	0°	243 mm	TBC
	10°	710 mm	TBC
Static tipping load	straight	71.500 kg	TBC
	40° full turn	63.420 kg	TBC
Breakout force		71.360 kgf / 690 kN	TBC
Operating weight		115.530 kg	TBC

<sup>1)</sup> New shape bucket. <sup>2)</sup> At the end of tooth. <sup>3)</sup> At the end of segment edges.

All dimensions, weights, and performance values based on ISO 7131 and 7546 standards. Static tipping load, operating weight and overall length shown include lubricant, coolant, full fuel tank, ROPS (ISO 3471) cab and operator. Machine stability and operating weight affected by counterweight, tire size, and other attachments.